



Performance* Report Personal Investment Accounts (PIAs)

Investment	Ticker	Gross Operating Expenses %	Investment Performance %					10 YR/ Inception to Date*
			Quarter End as of June 30, 2022					
			YTD	3 MO	1 YR	3 YR	5 YR	
Bond								
Pioneer Bond K	PBFKX	0.34	-10.54	-4.90	-10.13	0.39	1.78	2.76
Guggenheim Limited Duration I	GILHX	0.56	-4.60	-2.32	-4.71	0.97	1.47	2.07
Large-Cap								
Vanguard Value ETF	VTV	0.04	-9.29	-10.19	-1.75	8.72	9.23	11.77
Vanguard S&P 500 ETF	VOO	0.03	-19.95	-16.11	-10.59	10.60	11.28	12.93
T. Rowe Price Growth Stock	PRGFX	0.63	-36.64	-25.43	-34.20	4.23	8.56	12.41
Mid-Cap								
Vanguard Mid-Cap Value ETF	VOE	0.07	-13.05	-13.07	-6.05	7.53	7.10	11.30
Vanguard Mid-Cap Growth ETF	VOT	0.07	-30.91	-21.16	-25.42	6.16	9.04	11.37
Small-Cap								
Vanguard Small-Cap Value ETF	VBR	0.07	-15.53	-14.44	-12.09	6.73	6.15	10.47
Vanguard Small-Cap Growth ETF	VBK	0.07	-29.99	-20.50	-31.80	2.36	6.82	9.80
International								
Vanguard Total International Stock ETF	VXUS	0.07	-17.75	-12.62	-18.72	2.14	2.78	5.19
Vanguard FTSE Emerging Markets ETF	VWO	0.08	-14.93	-9.05	-21.00	2.11	3.15	3.24

*If the fund is less than 10 years old, the return for 10-Year are reflected as inception-to-date returns.

Model portfolios are developed by WEA Financial Advisors, Inc., (WEA FA) under the oversight of the WEA Member Benefits Investment Committee. Model portfolios may be adjusted at the discretion of WEA FA and the Investment Committee without prior notice to the account owner. From time-to-time, there may be extraordinary situations that will warrant more scrutiny when making adjustments. An example is the market downturn in October 2008.

Although WEA FA carefully evaluates the makeup of the portfolios on a regular basis, we make no representation regarding the likelihood or probability that any or all of the portfolios will in fact achieve a particular investment goal or fulfill the risk tolerance profile as described for each portfolio. As a self-directed investor, account owners should carefully consider the merit and appropriateness of the available investments in light of personal financial circumstances, including other assets, income, investments, and/or cash flow needs.

We recommend account owners reassess investment strategy at least once a year as needs goals, portfolio, and situations may change over time. Account owners can choose a different model at any time. Redemption fees may apply. When participating in a WEA Member Benefits model portfolio, an Investor Suitability Profile Questionnaire must be completed every three years and notify the advisor if any suitability changes occur.

Investment models are not FDIC-insured, and they are not bank-guaranteed. Investment models may lose value. Past performance is no guarantee of future results. Model performance returns illustrate the relationship between risk and reward.

The WEA Member Benefits model portfolios are risk-based. The more conservative the underlying asset weightings are, the lower the expected rate of return. Because of market changes, the makeup of your actual account portfolio will not exactly match the model portfolio.

Personal Investment Accounts are asset allocation models based on the owner's tolerance for risk as identified by completing a risk tolerance questionnaire and client suitability form. Once identified, the advisor will discuss the composition of the asset allocation models which include Conservative, Moderately Conservative, Moderate, Moderately Aggressive and Aggressive.

Upon initial set up of each Personal Investment Account, 1% of the initial deposit is held in cash for administrative fee purposes only. The cash amount is not part of the investible model and is reconciled at portfolio rebalance.

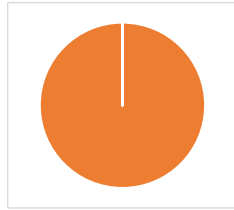
The construction of the Personal Investment Account models uses Morningstar® Advisor® to create portfolios of pre-selected investment products that approximately complete the model parameters. Individual fund mix for may vary slightly due to prospectus guidelines, fund manager preference, style drift, etc.

You can request a fund prospectus by calling 1-800-279-4030, Extension 6730, or by going to the fund's Web site. We advise you to read it carefully and consider the fund's investment objectives, risks, and expenses carefully before investing. The prospectus contains this information and other information about the investment.



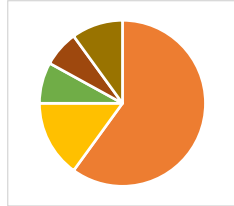
Personal Investment Account (PIA) Model Portfolio	Average Gross Expense Ratio	Investment Performance % Quarter-end as of June 30, 2022					10 YR/ Inception to Date
		YTD	3 MO	1 YR	3 YR	5 YR	
Ultra Conservative (100%)	0.560	-4.60	-2.32	-4.71	0.97	1.47	2.07
Conservative (60%/40%)	0.252	-14.80	-9.33	-13.72	2.68	4.11	5.67
Moderately Conservative (50%/50%)	0.234	-15.77	-10.43	-13.80	3.48	4.85	6.56
Moderate (40%/60%)	0.217	-16.81	-11.49	-14.64	3.99	5.38	7.25
Moderately Aggressive (25%/75%)	0.182	-18.78	-13.39	-16.34	4.80	6.26	8.45
Aggressive (10%/90%)	0.161	-19.94	-14.76	-16.95	5.72	7.13	9.50

PIA - Ultra-Conservative Model
Bond/Cash Equivalents 100%



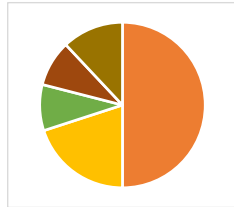
As an ultra-conservative investor, your portfolio will be invested in cash and fixed-income securities. This approach offers a high degree of stability and should minimize the chances of substantial short-term volatility. The overall return, while not guaranteed, should fall within a narrow range of possibilities. However, particularly for time periods greater than five years, these returns may underperform the returns achievable from a higher-risk approach.

PIA - Conservative Model
Bond/Cash Equivalents 60%
Large-Cap Stock/EFT Funds 15%
Mid-Cap Stock/ETF Funds 8%
Small-Cap Stock/ETF Funds 7%
International Equity/ETF Funds 10%



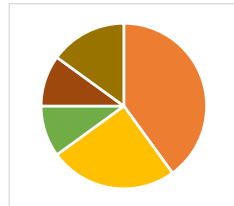
As a conservative investor, your portfolio will be invested in the most risk-averse areas such as cash and fixed-income securities. This approach offers a high degree of stability and should minimize the chances of substantial short-term volatility. The overall return, while not guaranteed, should fall within a narrow range of possibilities. However, particularly for time periods greater than five years, these returns may underperform the returns achievable from a higher-risk approach.

PIA - Moderately Conservative Model
Bond/Cash Equivalents 50%
Large-Cap Stock/EFT Funds 20%
Mid-Cap Stock/ETF Funds 9%
Small-Cap Stock/ETF Funds 9%
International Equity/ETF Funds 12%



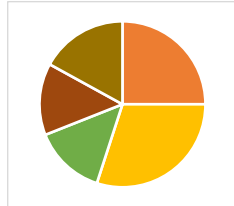
As a moderately conservative investor, your portfolio will be invested primarily in areas such as cash and fixed-income securities with only a modest exposure to equities. This approach concentrates on stability rather than maximizing return and should limit the chances of substantial short-term volatility. The overall return, while not guaranteed, should fall within a narrow range of possibilities. However, particularly for time periods greater than five years, these returns may underperform the returns achievable from a higher-risk approach.

PIA - Moderate Model
Bond/Cash Equivalents 40%
Large-Cap Stock/EFT Funds 25%
Mid-Cap Stock/ETF Funds 10%
Small-Cap Stock/ETF Funds 10%
International Equity/ETF Funds 15%



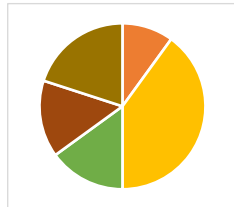
As a moderate investor, your portfolio will include investments in equities, balanced by exposure to more risk-averse areas of the market such as cash, fixed-income securities and real estate. This approach aims to achieve a balance between stability and return, but is likely to involve at least some short-term volatility. The overall return, while not guaranteed, although the range of possible outcomes should not be extreme. In most, circumstances, particularly for time periods greater than five years, these returns should outperform the returns achievable from a more conservative approach but may underperform the returns achievable from a higher-risk approach.

PIA - Moderately Aggressive Model
Bond/Cash Equivalents 25%
Large-Cap Stock/EFT Funds 30%
Mid-Cap Stock/ETF Funds 14%
Small-Cap Stock/ETF Funds 14%
International Equity/ETF Funds 17%



As a moderately aggressive investor, your portfolio will be invested primarily in equities. This approach concentrates on achieving a good overall return on your investment while avoiding the most speculative areas of the market. Significant short-term fluctuations in value can be expected. The eventual return for the time period over which you invest could fall within a relatively wide range of possibilities. In most circumstances, particularly for time periods greater than five years, these returns should outperform the returns achievable from a more conservative approach.

PIA - Aggressive Model
Bond/Cash Equivalents 10%
Large-Cap Stock/EFT Funds 40%
Mid-Cap Stock/ETF Funds 15%
Small-Cap Stock/ETF Funds 15%
International Equity/ETF Funds 20%



As an aggressive investor, your portfolio will be invested in equities and will include exposure to more speculative areas of the market. The aim is to maximize return while accepting the possibility of large short-term fluctuations in value and even the possibility of longer-term losses. The eventual return for the time period over which you invest could fall within a wide range of possibilities. In most circumstances, the return should outperform the returns achievable from a more conservative approach.

